

---

# DAYMAR

---

## Daymar Disclosures - Information Page – November 2011

Final regulations published in the Federal Register by the U.S. Department of Education require institutions that participate in the student financial assistance programs authorized under Title IV of the Higher Education Act to report certain information about students who enrolled in Title IV eligible programs that lead to gainful employment in a recognized occupation. In compliance with federal regulations Daymar is providing the following gainful employment information for its program offerings in the following pages: on-time completion rate, graduation rate, employment rate, tuition and fees, median loan debt incurred by students; and O\*Net occupational profiles. This document is set up in three parts, this information page, the program information pages, and the Statistics in Perspective pages. Please make sure to review the entire document for all disclosure information.

OPEID: In the following pages you will find information grouped by campus location(s) that share the same OPEID number. An OPEID number is the identification number issued by the U.S. Department of Education's Office of Postsecondary Education to identify schools that have a Program Participation Agreement so that its students are eligible to participate in Federal Student Financial Assistance programs under Title IV regulations.

CIP: The Classification of Instructional Programs (CIP) is a coding scheme for postsecondary instructional programs of study that facilitates the organization, collection, and reporting of program data. In the following pages you will find information also arranged by CIP code for the multiple campus locations contained in the listed OPEID group.

O\*NET: The Occupational Information Network provides occupational information for the Nation that describes basic job requirements, worker attributes and work content. The CIP Code link to the corresponding O\*NET information has been included as required, as a reference point. Because multiple programs can be classified under one CIP code and linked to occupations as classified on the O\*NET site it is not accurate to assume that the specific program prepares students for all listed occupations and typically should not be relied upon as a representation or promise of future employment.

NOTICE: The data provided is historical data about the students who have graduated during the time frame listed and obtained employment in their field or a related field after completing the program as indicated. Because of the classification and combination of data as categorized by an OPEID and CIP code the data does not necessarily reflect specific program and credential information for a specific campus and should not be relied on as a representation or promise of future outcomes or employability. Employment is determined by multiple factors outside the control of the school. Daymar does not guarantee completion, employment or salary for any of its programs. The calculation of median debt includes debt incurred by students who pursued multiple programs with our institutions and may not be limited to the program listed. Therefore, the debt amount listed may exceed the specific program's debt and costs.

ON-TIME COMPLETION RATE: This rate reflects the percent of graduate completing their program within 100% of the normal time frame as defined by the U.S. Department of Education.

PLACEMENT RATES: The placement rates provided in the following pages on the Statistics in Perspective documents have been calculated by school, by program, as indicated for the Accrediting Council for Independent Colleges and Schools - Campus Accountability Report and the Tennessee schools forms also include rates derived from the calculation method as provided by the Tennessee Higher Education Commission (THEC). Rates and dates may differ based on regulatory body requirements. The school does not guarantee graduation, employment or salary. The calculation methodology is included below.

## Accrediting Council for Independent Colleges and Schools (ACICS)

ACICS is a national accrediting agency recognized by the United States Department of Education. The reporting period here is July 1 – June 30. Reported employment was obtained by September 15.

Employment Rate Calculation:

$(PF+PR)/(G-U)$  where PF= Placed in Field – meaning the full-time, part-time or temporary position requires a direct use of the skills taught in the program, PR=Placed in Related Field – meaning the position requires an indirect use of the skills taught in the program, G=Graduates\* and Completers\*\*, U=Unavailable for Work – meaning graduates who are unavailable for employment because of pregnancy, death, or other health related situations, military service, continuing education, as well as students who are not eligible for employment in the US because of visa restrictions. Spouses and dependents of military personnel who have moved due to military transfer orders are included.

\* Graduates have achieved all of the following: 1) CGPA of 2.0 or higher, 2) successfully passed all course requirements, 3) attained required competencies or speed levels in all courses, 4) met all clinical, internship/externship requirements, 5) satisfied all other academic requirements for graduation, 6) satisfied all non-academic requirements for graduation such as payment of tuition and fees, return of books, etc., 7) received the appropriate credential, and 8) ceased enrollment in the program at the school.

\*\* A completer is a student who is no longer enrolled in the institution and who has either completed the time allowed or attempted the maximum allowable credits for the program but did not accomplish one of the following graduation requirements: 1) Achieve a CGPA of at least 2.0; 2) Attain the required competencies; 3) Satisfy non-academic requirements (e.g., outstanding financial obligations).

## State of Tennessee

The State of Tennessee requires that institutions disclose the Placement Rates and other information in a report to the Tennessee Higher Education Commission (THEC). The reporting period is July 1 – June 30. The calculation is:

Number of employed graduates

Divided by/

Number of “placeable” graduates (Total Graduates – “Special Circumstance Non-Placement” + Placed Withdrawals)

# DAYMAR

## Campus Disclosures

For the Reporting Period July 1, 2010 – June 30, 2011

Campus Disclosures - Bowling Green, Clarksville, Clinton, Murfreesboro, Nashville, and Russellville

Program Information:

Program	Dental Assisting
Classification of Instructional Program Code	51.0601
On-time Completion Rate	66%
Median Debt incurred by students:	
Title IV Loans	\$ 14,660
Private Loans	0
School Financing	0

CIP CODE	ONET Link	SOC Code	Standard Occupational Classification ("SOC") Description
51.0601	<a href="http://www.onetonline.org/crosswalk/CIP?s=51.0601">http://www.onetonline.org/crosswalk/CIP?s=51.0601</a>		Dental Assisting/Assistant
		31-9091.00	<a href="#">Dental Assistants</a>
		25-1071.00	Health Specialties Teachers, Postsecondary

The occupations listed here are those associated with the CIP code and Occupational Information Network (O\*NET) database. The specific program does not necessarily prepare students for all listed occupations. This information is not intended to be relied upon as a representation or promise of future employability but only for informational purposes. The school does not guarantee program completion, employment or salary. See additional information supplement – Statistics in Perspective – for more information. The median debt amount may include debt incurred by students who pursued multiple programs and is not necessarily limited to the program listed.

# DAYMAR

## Campus Disclosures

For the Reporting Period July 1, 2010 – June 30, 2011

Campus Disclosures - Bowling Green, Clarksville, Clinton, Murfreesboro, Nashville, and Russellville

Program Information:

Program	Dental Assisting
Credential Level	Certificate
On-time Completion Rate	40%
Median Debt incurred by students:	
Title IV Loans	\$ 9,456
Private Loans	0
School Financing	0

CIP CODE	ONET Link	SOC Code	Standard Occupational Classification ("SOC") Description
51.0601	<a href="http://www.onetonline.org/crosswalk/CIP?s=51.0601">http://www.onetonline.org/crosswalk/CIP?s=51.0601</a>		Dental Assisting/Assistant
		31-9091.00	<a href="#">Dental Assistants</a>
		25-1071.00	Health Specialties Teachers, Postsecondary

The occupations listed here are those associated with the CIP code and Occupational Information Network (O\*NET) database. The specific program does not necessarily prepare students for all listed occupations. This information is not intended to be relied upon as a representation or promise of future employability but only for informational purposes. The school does not guarantee program completion, employment or salary. See additional information supplement – Statistics in Perspective – for more information. The median debt amount may include debt incurred by students who pursued multiple programs and is not necessarily limited to the program listed.

# DAYMAR

## Campus Disclosures

For the Reporting Period July 1, 2010 – June 30, 2011

Campus Disclosures - Bowling Green, Clarksville, Clinton, Murfreesboro, Nashville, and Russellville

Program Information:

Program		Dental Assisting
Credential Level		Diploma
On-time Completion Rate		60%
Median Debt incurred by students:	Title IV Loans	\$ 12,700
	Private Loans	0
	School Financing	0

CIP CODE	ONET Link	SOC Code	Standard Occupational Classification ("SOC") Description
			Dental Assisting/Assistant
		31-9091.00	<a href="#">Dental Assistants</a>
51.0601	<a href="http://www.onetonline.org/crosswalk/CIP?s=51.0601">http://www.onetonline.org/crosswalk/CIP?s=51.0601</a>	25-1071.00	Health Specialties Teachers, Postsecondary

The occupations listed here are those associated with the CIP code and Occupational Information Network (O\*NET) database. The specific program does not necessarily prepare students for all listed occupations. This information is not intended to be relied upon as a representation or promise of future employability but only for informational purposes. The school does not guarantee program completion, employment or salary. See additional information supplement – Statistics in Perspective – for more information. The median debt amount may include debt incurred by students who pursued multiple programs and is not necessarily limited to the program listed.

# DAYMAR

## Campus Disclosures

For the Reporting Period July 1, 2010 – June 30, 2011


Campus Disclosures - Bowling Green, Clarksville, Clinton, Murfreesboro, Nashville, and Russellville

Program Information:

Program	Dental Assisting
Credential Level	Associate
On-time Completion Rate	77%
Median Debt incurred by students:	
Title IV Loans	\$ 18,478
Private Loans	0
School Financing	0

CIP CODE	ONET Link	SOC Code	Standard Occupational Classification ("SOC") Description
			Dental Assisting/Assistant
		31-9091.00	<a href="#">Dental Assistants</a>
51.0601	<a href="http://www.onetonline.org/crosswalk/CIP?s=51.0601">http://www.onetonline.org/crosswalk/CIP?s=51.0601</a>	25-1071.00	Health Specialties Teachers, Postsecondary

The occupations listed here are those associated with the CIP code and Occupational Information Network (O\*NET) database. The specific program does not necessarily prepare students for all listed occupations. This information is not intended to be relied upon as a representation or promise of future employability but only for informational purposes. The school does not guarantee program completion, employment or salary. See additional information supplement – Statistics in Perspective – for more information. The median debt amount may include debt incurred by students who pursued multiple programs and is not necessarily limited to the program listed.



## STATISTICS IN PERSPECTIVE

A DISCLOSURE STATEMENT REGARDING TUITION, RETENTION AND PLACEMENT RATES

1860 Wilma Rudolph Boulevard, Clarksville, Tennessee 37040

Dental Assisting Associate Degree	96	2 Years	
Program Name	Credit Hours	Length of Program	
\$31,200	\$2,381	\$3,175	\$36,756
Tuition Charges	+	Estimated Book Charges	+
		Fee Charges	= Total Charges for Program

The statements below meet all disclosure requirements for the Tennessee Higher Education Commission (THEC) for reporting year ending June 30, 2010.

For the program entitled Dental Assisting, I have been informed that, for the July 2009/June 2010 period, the withdrawal rate is 17.5%, the completion rate is 59.5%, and the in-field placement rate is 75.7%. Detailed statistical data for this program may be viewed by going to <http://state.tn.us/thec> and clicking on the "Authorized Institutions data" button.

The statements below meet all disclosure requirements for the Accrediting Council for Independent Colleges and Schools (ACICS) for the reporting year ending June 30, 2011.

**Retention Rate:**

For the program entitled Dental Assisting Associate's Degree, I have been informed that the current retention rate is 68.5%.

**Placement Rate:**

For the program entitled Dental Assisting Associate's Degree, I have been informed that for the students who graduated, the job placement rate is 84.6%.

\_\_\_\_\_  
Student Signature

\_\_\_\_\_  
Date

\_\_\_\_\_  
Admissions Representative Signature


\_\_\_\_\_  
Date

\_\_\_\_\_  
Printed Name

\_\_\_\_\_  
Date

We Change Lives...One Person At A Time.

DI/CV/SIPDAAS/101511



# STATISTICS IN PERSPECTIVE

A DISCLOSURE STATEMENT REGARDING TUITION, RETENTION AND PLACEMENT RATES

1860 Wilma Rudolph Boulevard, Clarksville, Tennessee 37040

Dental Assisting Certificate	48	1 Year		
Program Name	Credit Hours	Length of Program		
\$15,600	\$1,324	\$1,865	\$18,789	
Tuition Charges	+	Estimated Book Charges	+	Fee Charges = Total Charges for Program

The The statements below meet all disclosure requirements for the Tennessee Higher Education Commission (THEC) for reporting year ending June 30, 2010.

For the program entitled Dental Assisting, I have been informed that, for the July 2009/June 2010 period, the withdrawal rate is 17.5%, the completion rate is 59.5%, and the in-field placement rate is 75.7%. Detailed statistical data for this program may be viewed by going to <http://state.tn.us/thec> and clicking on the "Authorized Institutions data" button.

The statements below meet all disclosure requirements for the Accrediting Council for Independent Colleges and Schools (ACICS) for the reporting year ending June 30, 2011.

**Retention Rate:**

For the program entitled Dental Assisting Certificate, I have been informed that the current retention rate is 100%.

**Placement Rate:**

For the program entitled Dental Assisting Certificate, I have been informed that for the students who graduated, the job placement rate is 100%.

\_\_\_\_\_  
Student Signature

\_\_\_\_\_  
Date

\_\_\_\_\_  
Admissions Representative Signature


\_\_\_\_\_  
Date

\_\_\_\_\_  
Printed Name

\_\_\_\_\_  
Date

We Change Lives...One Person At A Time.

DI/CV/SIPDAC/101511



# STATISTICS IN PERSPECTIVE

A DISCLOSURE STATEMENT REGARDING TUITION, RETENTION AND PLACEMENT RATES

1860 Wilma Rudolph Boulevard, Clarksville, Tennessee 37040

Dental Assisting Diploma	72	1 Year 6 Months		
Program Name	Credit Hours	Length of Program		
\$23,400	\$1,597	\$2,695	\$27,692	
Tuition Charges	+	Estimated Book Charges	+	Fee Charges = Total Charges for Program

The statements below meet all disclosure requirements for the Tennessee Higher Education Commission (THEC) for reporting year ending June 30, 2010.

For the program entitled Dental Assisting, I have been informed that, for the July 2009/June 2010 period, the withdrawal rate is 17.5%, the completion rate is 59.5%, and the in-field placement rate is 75.7%. Detailed statistical data for this program may be viewed by going to <http://state.tn.us/thec> and clicking on the "Authorized Institutions data" button.

The statements below meet all disclosure requirements for the Accrediting Council for Independent Colleges and Schools (ACICS) for the reporting year ending June 30, 2011.

**Retention Rate:**

For the program entitled Dental Assisting Diploma, I have been informed that the current retention rate is 78.8%.

**Placement Rate:**

For the program entitled Dental Assisting Diploma, I have been informed that for the students who graduated, the job placement rate is 63.6%.

\_\_\_\_\_  
Student Signature

\_\_\_\_\_  
Date

\_\_\_\_\_  
Admissions Representative Signature

\_\_\_\_\_  
Date


\_\_\_\_\_  
Printed Name

\_\_\_\_\_  
Date

We Change Lives...One Person At A Time.

D/CV/SIPDAD/101511





# STATISTICS IN PERSPECTIVE

A DISCLOSURE STATEMENT REGARDING TUITION, RETENTION AND PLACEMENT RATES

415 Golden Bear Court, Murfreesboro, Tennessee 37128

Dental Assisting Associate Degree	96	2 Years		
Program Name	Credit Hours	Length of Program		
\$31,200	\$2,381	\$3,175	\$36,756	
Tuition Charges	+	Estimated Book Charges	+	Fee Charges = Total Charges for Program

The statements below meet all disclosure requirements for the Tennessee Higher Education Commission (THEC) for reporting year ending June 30, 2010.

For the program entitled Dental Assisting, I have been informed that, for the July 2009/June 2010 period, the withdrawal rate is 21.6%, the completion rate is 41.3%, and the in-field placement rate is 75.0%. Detailed statistical data for this program may be viewed by going to <http://state.tn.us/thec> and clicking on the "Authorized Institutions data" button.

The statements below meet all disclosure requirements for the Accrediting Council for Independent Colleges and Schools (ACICS) for the reporting year ending June 30, 2011.

**Retention Rate:**

For the program entitled Dental Assisting Associate Degree, I have been informed that the current retention rate is 77.3%.

**Placement Rate:**

For the program entitled Dental Assisting Associate Degree, I have been informed that for the students who graduated, the job placement rate is 80%.

\_\_\_\_\_  
Student Signature

\_\_\_\_\_  
Date

\_\_\_\_\_  
Admissions Representative Signature

\_\_\_\_\_  
Date

\_\_\_\_\_  
Printed Name

\_\_\_\_\_  
Date


We Change Lives...One Person At A Time.

DI/MB/SIPDAAS/101511









## STATISTICS IN PERSPECTIVE

A DISCLOSURE STATEMENT REGARDING TUITION, RETENTION AND PLACEMENT RATES

283 Plus Park Boulevard Nashville, Tennessee 37217

Dental Assisting Diploma	72	1 Year 6 Months	
Program Name	Credit Hours	Length of Program	
\$23,400	\$1,597	\$2,695	\$27,692
Tuition Charges	+ Estimated Book Charges	+ Fee Charges	= Total Charges for Program

The statements below meet all disclosure requirements for the Tennessee Higher Education Commission (THEC) for reporting year ending June 30, 2010.

For the program entitled Dental Assisting, I have been informed that, for the July 2009/June 2010 period, the withdrawal rate is 25.6%, the completion rate is 21.4%, and the in-field placement rate is 33.3%. Detailed statistical data for this program may be viewed by going to <http://state.tn.us/thec> and clicking on the "Authorized Institutions data" button.

The statements below meet all disclosure requirements for the Accrediting Council for Independent Colleges and Schools (ACICS) for the reporting year ending June 30, 2011.

**Retention Rate:**

For the program entitled Dental Assisting Diploma, I have been informed that the current retention rate is 88.9%.

**Placement Rate:**

For the program entitled Dental Assisting Diploma, I have been informed that for the students who graduated, the job placement rate is 0.0%.

\_\_\_\_\_  
Student Signature

\_\_\_\_\_  
Date

\_\_\_\_\_  
Admissions Representative Signature

\_\_\_\_\_  
Date

\_\_\_\_\_  
Printed Name

\_\_\_\_\_  
Date

We Change Lives...One Person At A Time.

DI/NV/SIPDAD/101511